

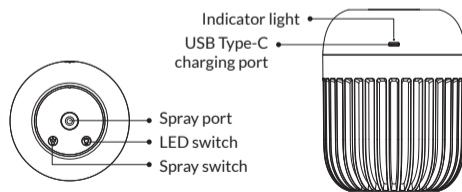
GIO-190

GIOhygro Light

Humidifier with backlight

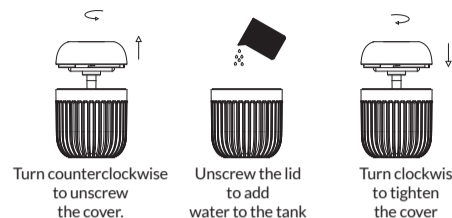
PRODUCT PARAMETERS

ID number: GIO-190
 Material: ABS / PP / PC / SILIKON
 Input Voltage: 5 V
 Working Current: 400 mA
 Power: 4 W
 Volume of Mist Output : 30-40 ml/H
 Water Tank Capacity: 600 ml
 Battery Capacity: 2000 mAh
 Product Size: 112 x 112 x 141 mm



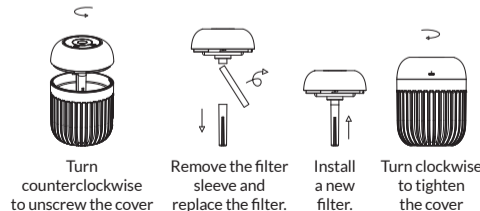
INSTRUCTIONS

1. Pour water into the tank. Use only clean, contaminant-free water. Do not mix water with any other corrosive fluids or essential oils.
2. The maximum permissible water level in the tank is 600 ml.
3. The input voltage of the device is 5V. After connecting the device with the USB cable to a computer or a power outlet, the red LED will light and the control panel will light up.
4. Touch the right button to start the LED light. Tap once to turn on the first backlight level, twice to turn on the second backlight level, and three times to turn on the third backlight level; press four times to turn off. By touching the left button on the control panel, steam production will be started and the backlight of the device will turn on or off. Touch once to start a single long steam spout; you will hear a beep when finished. Quick tap twice to start producing steam in 3-second cycles.
5. If the sensor detects no water, you will hear three beeps and then the device will turn off.
6. Fully charge the device battery before first use - while charging, the indicator light will be on and turns off when charging is complete. Charging time is approximately 3.5 hours; one charge is enough for 4-8 hours of use.



CLEANING INSTRUCTION

1. If the product is not going to be used for a long time, please clean and dry all parts (especially the filter) and store them in their packaging. Regular use ensures a longer product life.
2. Use soft towel to soak clean water to clean products inside and outside.



ATTENTIONS

1. Pour water into the tank. Use only clean, contaminant-free water. Do not mix water with any other corrosive fluids or essential oils.
2. Before turning the device on, leave the filter immersed in the water poured into the tank for one minute.
3. The product is not intended for use by children under six years of age.
4. Contact with hard objects may damage the atomizer chip.
5. The humidifier is equipped with a timer and a switch-off function. To continue using the humidifier, refill the water tank; please do not exceed the level of 600 ml of water.
6. If the level of generated steam decreases, replace the filter (be careful not to lose the internal spring) or use the filter to wipe the atomizer chip with a little vinegar.
7. Do not shake or tilt the product to avoid liquid entering the internal electronic circuit of the device. Stop using the device if the electronic components are flooded with water.

PRODUCT INCLUDE

Humidifier with backlight x1, USB Type-C cable x1, manual instruction x1, x1 removable filter

USAGE SCENARIOS

Dining room, bedroom, car, office and etc.